



Title:

Certificate of Analysis (CoA)

Bacterial Endotoxins Test (ABI- TEST 0012)

Date: 4/03/2026
Date Tested: 3/27/2026
Customer: Forge Amino
Testing material: Ipamorelin
Lot Number: FA-IPA032601
BT Sample ID: 005000039351359
Labeled Peptide Content/Potency: 10 mg
Storage: R.T.
Visual Description: Small clear vial: white sample, white label, silver crimp, black plastic cap.
Labeled as: Ipamorelin
Manufacturer: N/A
Testing Purpose: (ABI-TEST 0012) test quantifies bacterial endotoxin levels to confirm that the product does not elicit pyrogenic reactions, maintaining patient safety and product integrity.



Test	Method	Specification	Result
Bacterial Endotoxins Test	USP <85>	40 EU/vial reconstituted	PASS

The results of the CoA relate only to the item(s) tested and applied to the sample as received.

Bacterial Endotoxins Test Ipamorelin Lot FA-IPA032601

Sample ID	Description	Volume (mL)	Endotoxin Limit (EU/vial)	Lysate Sensitivity (λ , EU/mL)	Result
FA-IPA032601	Ipamorelin	3	40 EU/vial	0.25	18.2 EU/vial

The sample passed a valid gel clot endotoxin test based on the type, mode of administration and dosage.



Andrea Castro, AS
Scientist-II
BTLabs



Verna Zheng, AS
Scientist-II
BTLabs



Title:


Certificate of Analysis (CoA)

Date: 3/24/2026
Date Tested: 3/23/2026
Customer: Forge Amino
Testing material: Ipamorelin
Lot Number: FA-IPA032601
BT Sample ID: 005000039351350
Labeled Peptide Content/Potency: 10 mg
Storage: R.T.
Visual Description: Small clear vial: white sample, white label, silver crimp, black plastic cap.
Labeled as: Ipamorelin
Manufacturer: N/A
Testing Purpose: FTIR and HPLC analysis for the identification, purity, potency and composition of a peptide product. It does not provide information on particulate matter, microbial contamination or presence of endotoxins.



Test	Method	Specification	Result
General Appearance	USP <630>	white powder	white powder
Mass	USP <41>	As recorded	55 mg
FTIR Identification and Composition Analysis	USP <197A>	Sample spectrum should confirm the content of peptide via characteristic bands	FTIR sample spectrum confirms the presence of Ipamorelin with addition of excipient(s)/fillers.
HPLC Purity of Peptide Assay	USP <621>	Specifications: $\geq 98\%$	99.9 %
HPLC Potency Assay	USP <621>	Specifications: 90 – 110% of 10 mg	9.6 mg (95.8 %)
Peptide-to-Excipients Ratio	USP <1151>	Recommended ratios of (1:2) to (1:10) for (peptide: excipients)	9.6 : 45.4 mg (1:4.7)

The results of the CoA relate only to the item(s) tested and applied to the sample as received.



Andrea Castro, AS
Scientist-II
BTLabs



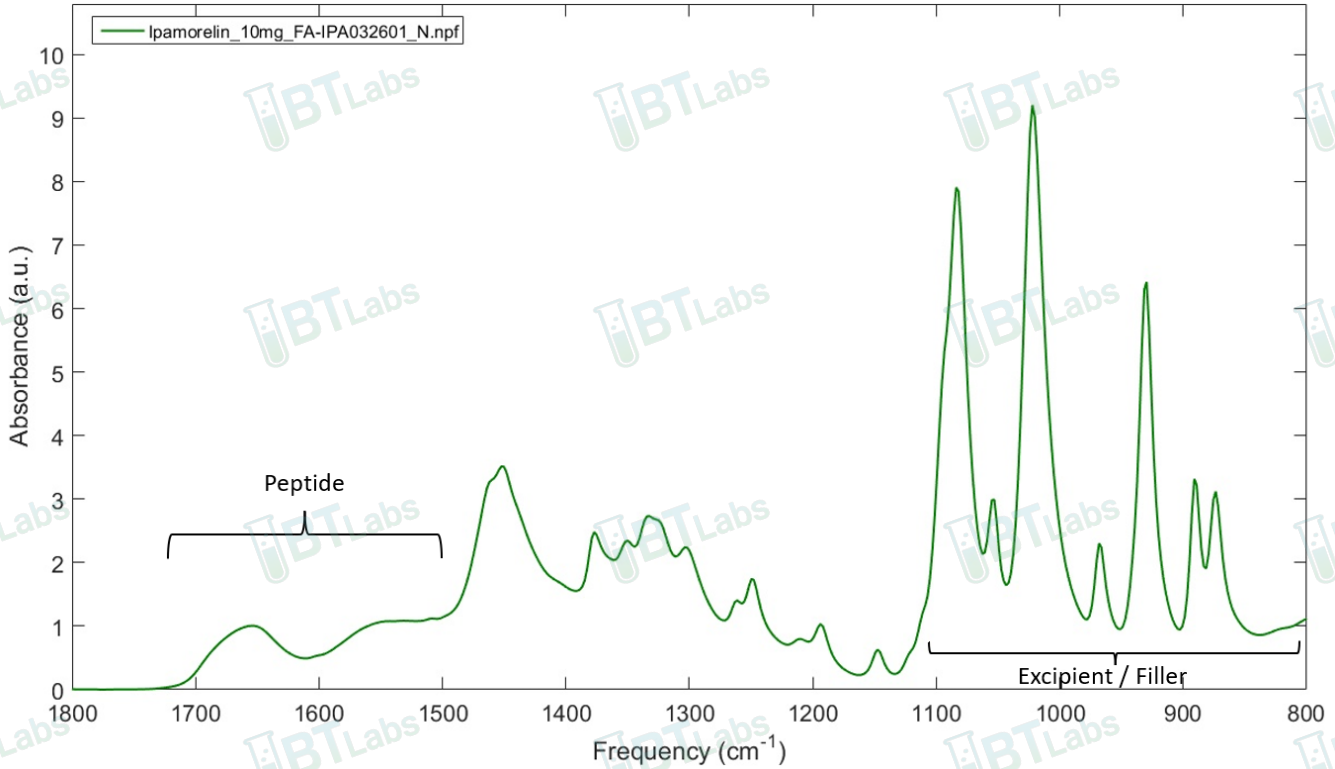
Verna Zheng, AS
Scientist-II
BTLabs



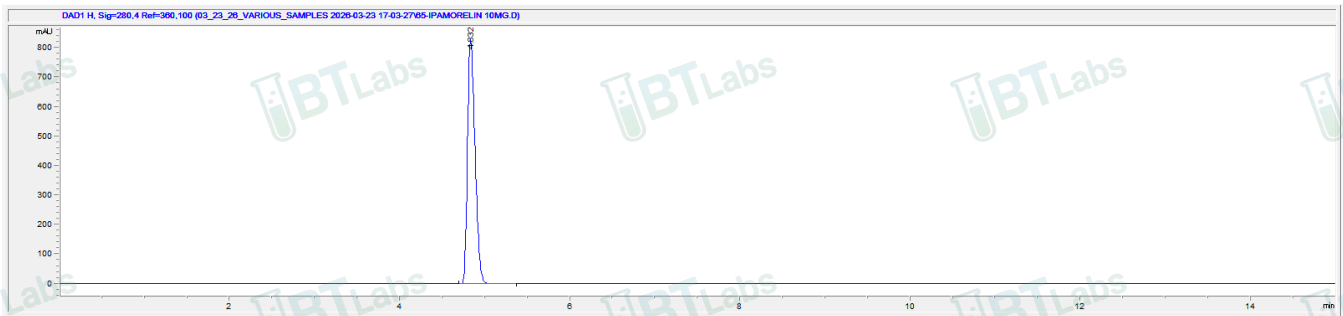
Title:

Certificate of Analysis (CoA)

FTIR ID and Composition Analysis: Ipamorelin Lot FA-IPA032601



HPLC Purity and Potency Assay @ 280 nm: Ipamorelin Lot FA-IPA032601



Ipamorelin Lot FA-IPA032601 @ 280 nm

Peak #:	Retention Time (min)	Area (mAU*s)
1	4.832	5140.4